

Magnify™ Call Accounting

for  Windows



Get a closer look at what's happening
on *your* telephone system!

 SOFTWARE



Quick and Powerful Data Visualization



PIVOT TABLE

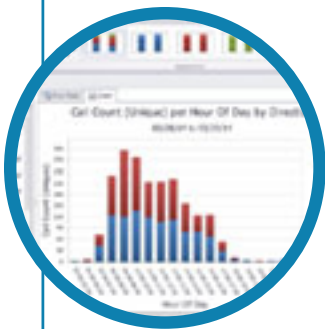
With Magnify, you get Pivot Table functionality that allows you to build summary tables based on any data variables you choose, to locate exactly what you're looking for. Choose from any of the many built-in configurations, or create your own on the fly with instant results. Save, sort and search among pre-built and custom configurations, and mark your favorites. Preview and print or export your table as a standard feature.



INDIVIDUAL CALLS

Need to view individual calls within your table? Simply double-click a table cell to get a drill-down view of the associated calls. You can rearrange or hide column headers, or drag one or more headers to the grouping area to instantly group calls to create your own ad-hoc reports. You can preview, print, or export the data.

Call ID	Number	Area	City	State	Country	Time	Duration	Cost	Rate	Charges	Comments
1000000001	1000000001	1000000001	1000000001	1000000001	1000000001	1000000001	1000000001	1000000001	1000000001	1000000001	1000000001
1000000002	1000000002	1000000002	1000000002	1000000002	1000000002	1000000002	1000000002	1000000002	1000000002	1000000002	1000000002
1000000003	1000000003	1000000003	1000000003	1000000003	1000000003	1000000003	1000000003	1000000003	1000000003	1000000003	1000000003
1000000004	1000000004	1000000004	1000000004	1000000004	1000000004	1000000004	1000000004	1000000004	1000000004	1000000004	1000000004
1000000005	1000000005	1000000005	1000000005	1000000005	1000000005	1000000005	1000000005	1000000005	1000000005	1000000005	1000000005



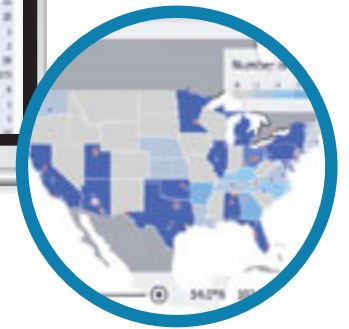
CHARTS

With Magnify, charts are a breeze, and the combinations are endless. As with the Pivot Table, you are in control of the data and metrics you wish to measure, and you can choose from pre-build configurations or easily create and save your own. You can also select the chart type (line bar, pie, etc) and choose a color palette that suits your taste. Printing, copying or exporting your chart is easy.



MAPS

Interested in geography? Pull up a map of the United States to see where your calls are coming from (or going to). States are shaded to give you call volume at a glance, and individual calls are marked. Pan and zoom to get the view you need, and then print or save the map as needed.







Top-notch Reporting

Magnify features a powerful reporting engine and a host of report types (Summary, Detail and Analysis) that will help you get the call data your organization needs. Print your report, or save it to any of a number of popular formats (such as PDF, Excel, or HTML). Detail reports feature built-in bookmarks to quickly browse to a specific area in the report. And if you find yourself frequently running certain reports, you can schedule them to be automatically generated and emailed to you.



The Software that Pays for Itself

Magnify allows you to know exactly where your telecommunications costs are being incurred, so that you can control them. Use Magnify to:

-  Increase productivity through measurement and follow-up
-  Allocate costs to specific departments or tenants
-  Track advertising effectiveness
-  Identify fraudulent use

No-Hassle Licensing

With Magnify Call Accounting Pro, you pay a one-time license fee per user/PC on which Magnify is installed. Unlike with some other vendors, there are no recurring license fees or extra charges based upon the number of extensions in your organization. With Magnify, your purchase includes the ability to track unlimited extensions, and you have access to our full feature set.



Report Types

- Extension Detail Report
- Line Detail Report
- DID/DNIS Detail Report
- Account Code Detail Report
- User Group Detail Report
- Authorization (Pin) Code Detail Report
- Most Expensive Calls Detail Report
- Longest Calls Detail Report
- Department Detail Report
- Chronological Call Detail Report
- Call Detail By State Report
- Call Detail By Call Type Report
- External Call Diversion Report
- Extension Summary Report
- Line Summary Report
- DID/DNIS Summary Report
- DID/DNIS Summary Report By Name
- Account Code Summary Report
- User Group Summary Report
- Authorization (Pin) Code Summary Report
- Department Summary Report
- Call Summary By State Report
- Call Summary By Call Type Report
- Maximum Lines Busy Report
- Extension Utilization Report
- Line Utilization Report

ACD (Automatic Call Distribution) Reports*

- Agent Summary Report
- Queue Summary by Agent Report
- Queue Call Detail by Agent Report
- Call Detail by Queue Report
- Abandoned Queue Calls Detail Report
- Agent Events Detail Report

**On supported phone systems*



Call Data Tracked

- Time Stamp
- Direction
- Duration
- Extension
- Department
- User Name
- User Group
- Caller ID Name
- Caller ID Number
- Is Transferred Call
- Transferred From/To
- Authorization (Pin) Code
- Is Site To Site Call
- Site Name/Designation
- Is Trunk-To-Trunk Call
- Trunk-To-Trunk Line
- DID Name
- DID Number
- Hold Time
- Ring Time
- Is Voice Mail Call
- Account Code
- Account Name
- City
- State
- Zip
- County

Minimum Recommended System Requirements

- Windows 7, 8 or 10
- Intel i3 processor or equivalent
- 2 GB RAM
- 1 GB disk space
- Network (Ethernet) connection



Note: Your phone system may have additional requirements in order to support output of data to this software. Not all data tracked by Magnify is output by every telephone system. Please consult with your reseller to determine applicability to your situation.